

# HQ LINK

TOOLBOX | CANOPY | TRAILER

2018 PRODUCT CATALOGUE V2



PRODUCTS AND SERVICES AT A GREAT PRICE!  
**CUSTOM – BUILT TO YOUR REQUIREMENTS !**



## ABOUT US

We are a family business specialising in the manufacturing of custom-built aluminium toolboxes, canopies and trailers. We also provide services in sheet metal processing (cutting, folding and welding), free on-site quote and product design.

All our custom-built products are made in the factory onsite adjoining to our showroom. They are all 100% made in Australia and proudly Australian made!

We use top quality marine-grade aluminium alloy, employed highly skilled welders, top-end technologies and accessories to fabricate products that are not only durable also highly presentable, secure, and practical so all your custom-built requirements are sorted!

### OUR VISION

Our vision is to provide you with the highest quality product solutions in sheet metal fabrication with excellent customer service and at a highly competitive price.

At Hq Link, you won't be disappointed to discover the best product solutions fulfilling your requirements!

## OUR SERVICES

We specialise in the fabrication of custom-built aluminium products including, toolboxes, canopies, trailers, ladder racks, drawer systems (internal drawers and heavy-duty drawers), and shelving systems.

Whether you need to cut up a sheet metal to a specific size or shapes (round shape or polygons), folding to a specific shape at different angles, or needing welding requirements, you can count on HQ Link to provide you with the best solutions at an excellent price.

If you haven't got time to come visit us. We can arrange a time for one of our friendly field specialists to visit you for a free on-site product design, advice and quote.

We offer lifetime warranty on our products' workmanship and 12 month standard warranty on parts and accessories such as locks (standard, 3-points lock and central locking system), gas struts, rubber seal, reversing cameras, internal lightings etc.

At HQ Link, we are committed to on-going customer support, product advice and new product solutions. We will continue to provide you with genuine product advice, product solution and quality customer service.






GW

This toolbox will allow you to balance out the weight on your tray.

- ✓ You can conveniently access all your tools and equipment from either side of your vehicle.
- ✓ It is smartly designed to allow for a bigger opening.
- ✓ With its low height, you will be able to see through the back of your vehicle clearly.

### Gull Wing Toolbox

CODE	LENGTH(MM)	WIDTH(MM)	HEIGHT(MM)
GWPI750498	1700	500	490




RE

- ✓ Rectangular toolbox will give you a large storage space for all your tools and equipment
- ✓ It can be built with shelves and drawers to make locating tools and parts quicker and easier.

#### OPTIONAL



RECESSED DOOR



LP

This popular design will give you a wide opening for those large and bulky items.

- ✓ With its low height, you will be able to see through the back of your vehicle clearly.
- ✓ The optional drop down front section will make carrying in and out heavy items easier.
- ✓ Additional drawers or partitions are great ideas to keep all your tools and equipment organised and easy to locate.

#### OPTIONAL



DROP DOWN FRONT (LPD)



WITH DRAWERS (LPDE)

### Low Profile Toolbox

CODE	LENGTH(MM)	WIDTH(MM)	HEIGHT(MM)
LP-1159498	1100	590	490
LP-1459498	1400	590	490
LP-1759498	1770	590	490
LP-2059498	2070	590	490
LP-2359498	2370	590	490

### TOOLBOXES


- 100% RUST PROOF
- 100% WATERPROOF
- LIGHT WEIGHT
- LOW MAINTENANCE
- LARGE STORAGE SPACE FOR TOOLS AND BULKY ITEMS
- HIGH SECURITY FOR ALL CONTENTS STORE IN IT

#### STANDARD FEATURES

- ✓ 2.0mm Checker plate
- ✓ Waterproof rubber seal
- ✓ High duty gas struts
- ✓ Reinforced door lid
- ✓ Chromed push button locks
- ✓ 12 months standard factory warranty
- ✓ Life time warranty on workmanship

#### OPTIONAL

- Shelf and partition to keep all contents organised
- Drawers, slide out tray, work bench
- Other locking mechanisms
- Vent and side handle
- Recessed step
- Wheel arch cut
- Tray modification (cut tray sides)
- Extra door at the front or on the sides
- Custom built shapes and dimensions




TT

Excellent fit for UTE with a tub

- ✓ Designed smartly to give you more storage space above wheel arches.
- ✓ Built-in recessed lid will allow you to get the most storage space out of your tub.

#### CUSTOM BUILD TO FIT...



### Tub Toolbox


CODE	LENGTH(MM)	WIDTH(MM)	HEIGHT(MM)
TT1450418	1450	500	410



TB

HQ exclusively designed trailer box comes with a large storage space.

#### CUSTOM BUILD TO FIT...



### Trailer Box

CODE	LENGTH(MM)	WIDTH(MM)	HEIGHT(MM)
TB-1250508	1190	500	500



#### MORE CUSTOM BUILD TO FIT...



#### OTHER OPTIONS...

**DIAMOND PLATE**  
THICKNESS:  
2.0MM | 2.5MM | 3.0MM



**CHECKER PLATE**  
THICKNESS:  
1.6MM | 2.0MM | 2.5MM | 3.0MM



**FLAT PLATE**  
THICKNESS:  
2.0MM | 2.5MM | 3.0MM



#### POWDER COATING





# HIGH PROFILE AND UNDER TRAY SETUP



HPDE

### Professionals' favourite:

This is one of the most popular toolboxes amongst professionals.

- ✓ It comes with large external drawers that will allow you to safely keep all your frequently used tools and equipment in an easy to locate spot.
- ✓ It could be shaped perfectly to match the shape of your vehicle or its headboard.
- ✓ The large upper compartment could be added with shelves and additional internal drawers to make the most out of this toolbox.
- ✓ Custom-built to your requirements!



HPDI

### Professionals' favourite

This is another popular toolbox setup that is both beautifully designed and fit for all trades!

- ✓ It comes with built-in large internal drawers, partitions and shelves that will make starting and organising work exceptionally easy.
- ✓ It is an all-in-one style toolbox that will make locating your tools and equipment easier and quicker.
- ✓ Our reinforced door design with a 3-point lock will make this type of toolboxes one of the most secured and durable setup.



HP

### PERFECT FOR STARTERS!

- ✓ Comes with large open space.
- ✓ It could be shaped perfectly to match the shape of your vehicle or its headboard.
- ✓ Its height will allow you to fit those large and heavy tools and equipment easily.

## AVAILABLE DIMENSIONS High Profile Series

LENGTH(MM)	WIDTH(MM)	HEIGHT(MM)
1100	550	850
1400	550	850
1770	550	850
2070	550	850
2370	550	850



UTD


Our a heavy duty under tray drawer has an overall 200kg + loading capacity

- ✓ It is convenient for long tools and items such as rake, shovel, hoe and broom.
- ✓ It could also be built with partitions and storage boxes to store parts and spares.
- ✓ The bi-directional ball bearing makes every operation smooth and rattle free

## Under Tray Drawer

CODE	LENGTH(MM)	WIDTH(MM)	HEIGHT(MM)
UTD1478188	1400	780	175-195
UTD1778188	1700	780	175-195
UTD2178188	2100	780	175-195

Each of our under tray drawer unit will come with a safety latch mounted on the underside of the drawer at the front. This mechanism will prevent drawer from sliding out when it is unlocked.



UTA

## Under Tray Angled Toolbox

CODE	LENGTH(MM)	WIDTH(MM)	HEIGHT(MM)
UTA7525408	750	250	400

This will maximise the storage space of your vehicle. Smartly utilizing the wasted space underneath your tray.




UTR

## Under Tray Rectangular Toolbox

CODE	LENGTH(MM)	WIDTH(MM)	HEIGHT(MM)
UTR6025408	600	250	400

The angled front will match the angle of the mudguards neatly. The recessed top will allow you to use the existing rope rail when it is required.



UTT

## Under Tray Toolbox For Truck

CODE	LENGTH(MM)	WIDTH(MM)	HEIGHT(MM)
UTT9050508	900	500	500
UTT1250508	1200	500	500


These sort of under tray setups are excellent for storing ropes, straps, small gadgets and first-aid-kit. it could also be added with shelves and partitions to get the most use out of it.

### OPTIONAL...




HPH

### MORE CUSTOM BUILD TO FIT...



### MORE CUSTOM BUILD TO FIT...



### OTHER OPTIONS...

#### DIAMOND PLATE

THICKNESS:  
2.0MM | 2.5MM | 3.0MM

#### CHECKER PLATE

THICKNESS:  
1.6MM | 2.0MM | 2.5MM | 3.0MM

#### FLAT PLATE

THICKNESS:  
2.0MM | 2.5MM | 3.0MM



### POWDER COATING







RD

Removable Drawer Unit

CODE	LENGTH(MM)	WIDTH(MM)	HEIGHT(MM)
RD505050L	500	500	500



TD

Tub Drawer

CODE	LENGTH(MM)	WIDTH(MM)	HEIGHT(MM)
TD101130	1000	1100	300



HCT

Hand Carry Toolbox

CODE	LENGTH(MM)	WIDTH(MM)	HEIGHT(MM)
HCT603023	600	300	230



GBH

Gas Bottle Holder

CODE	LENGTH(MM)	WIDTH(MM)	HEIGHT(MM)
GBH361930	380	210	300



BBA

Battery Box (A)

CODE	LENGTH(MM)	WIDTH(MM)	HEIGHT(MM)
BBA402534	400	250	340



GBT

Generator Box With Slide Out Tray

CODE	LENGTH(MM)	WIDTH(MM)	HEIGHT(MM)
GBT4860608	480	600	600



GB

Generator Box

CODE	LENGTH(MM)	WIDTH(MM)	HEIGHT(MM)
GB6233548	620	335	540



HCB

Hand Carry Box


CODE	LENGTH(MM)	WIDTH(MM)	HEIGHT(MM)
HCB603023	600	300	230



BBC

Battery Box (C)

CODE	LENGTH(MM)	WIDTH(MM)	HEIGHT(MM)
BBC403425	400	340	250



BBB

Battery Box (B)

CODE	LENGTH(MM)	WIDTH(MM)	HEIGHT(MM)
BBB392430	390	240	300

OTHERS

- 100% RUST PROOF
- LIGHT WEIGHT
- LOW MAINTENANCE

STANDARD FEATURES

- ✓ 2.0mm Checker plate
- ✓ Waterproof rubber seal
- ✓ Reinforced door lid
- ✓ Chromed push button locks
- ✓ 12 months standard factory warranty
- ✓ Life time warranty on workmanship

OPTIONAL

- Other locking mechanisms
- Vent and side handle
- Recessed step
- Extra door at the front or on the sides
- Custom built shapes and dimensions

MORE CUSTOM BUILD TO FIT...




OTHER OPTIONS...

DIAMOND PLATE  
THICKNESS:  
2.0MM | 2.5MM | 3.0MM

CHECKER PLATE  
THICKNESS:  
1.6MM | 2.0MM | 2.5MM | 3.0MM

FLAT PLATE  
THICKNESS:  
2.0MM | 2.5MM | 3.0MM



POWDER COATING





# MINI SERVICE BODY AND CAMPING



## MINI CANOPY, SERVICE BODY, CAMPING SETUP

- 100% RUST PROOF
- 100% WATERPROOF
- LIGHT WEIGHT
- LOW MAINTENANCE
- LARGE STORAGE SPACE FOR TOOLS AND BULKY ITEMS
- HIGH SECURITY FOR ALL CONTENTS STORE IN IT
- SUITABLE FOR BOTH CAMPING AND WORK

## OPTIONAL

- Shelf and partition to keep all contents organised
- Drawers, slide out tray, work bench
- Other locking mechanism (central locks with or without wiring)
- LED light (with or without wiring)
- Limit switch (with or without wiring)
- Tradesmen rack/ ladder rack (fixed or removable)
- Lift off system (with or without legs/ with or without wheels)
- Wheel carrier bracket
- Wheel/ foot step platform
- Jerry can holder
- Tray modification
- Over centre inserts
- Vent and side handle
- Recessed step
- Rollers
- Laminated window/ Sliding window
- Under tray boxes and drawers
- Extra ventilation with grilled mesh
- Reverse camera (with or without wiring)
- Custom built shape and dimensions



## 100% CUSTOM-BUILT!

They are built to neatly match the shape of your vehicle's headboard or profile. All internal fitouts and functions (shelves, rack, drawers, central locks, etc.) are built according to your requirements! They are 100% built in Australia at our factory located at **232 Centre Dandenong Road Cheltenham.**

## HIGH QUALITY PRODUCTS AND EXCELLENT SERVICES!

At HQ Link, we believe continuing to produce high quality products as one of the strongest propellants in driving our business forward! We offer one-on-one service and professional advice for all your enquiries.

With your support, we will continue to improve our products and services.

## BETTER PRICE!

We offer highly competitive pricing! All our quotes are well considered for quality and competitions in this industry before we provide them to you.

We want to make sure that we provide you with the highest quality products with excellent service and at a great price!



## Others



## OTHER OPTIONS...

### DIAMOND PLATE

THICKNESS:  
2.0MM | 2.5MM | 3.0MM



### CHECKER PLATE

THICKNESS:  
1.6MM | 2.0MM | 2.5MM | 3.0MM

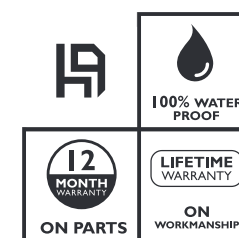


### FLAT PLATE

THICKNESS:  
2.0MM | 2.5MM | 3.0MM



## POWDER COATING



FOR MORE PICTURES VISIT OUR WEBSITE.

CUSTOM – BUILT TO YOUR REQUIREMENTS 08



100%  
CUSTOM-BUILT!

All built to neatly match the shape of your vehicle's headboard or profile. All internal fitouts and functions (shelves, rack, drawers, central locks, etc.) are built according to your requirements! They are 100% built in Australia at our factory located at **232 Centre Dandenong Road Cheltenham.**
















HIGH QUALITY PRODUCTS  
WITH EXCELLENT SERVICES!

At HQ Link, we believe continuing to produce high quality products as one of the strongest propellants in driving our business forward! We offer one-on-one service and professional advice for all your enquiries. With your support, we will continue to improve our products and services.

BETTER PRICE!

We offer highly competitive pricing! All our quotes are well considered for quality and competitions in this industry before we provide them to you. We want to make sure that we provide you with the highest quality products with excellent service and at a great price!

OPTIONALS...

	Custom Build Rack		Shelves		LED Light		Wheel Carrying Platform		Jerry Can Holder
	Drawers		Central Locks		Mesh		Reverse camera		Clamping Insert
	Jack Off Legs		Slide Out Tray Work Bench		Vent		Window / Sliding Window		Storage Box

OTHER OPTIONS...

**DIAMOND PLATE**  
THICKNESS:  
2.0MM | 2.5MM | 3.0MM



**CHECKER PLATE**  
THICKNESS:  
1.6MM | 2.0MM | 2.5MM | 3.0MM



**FLAT PLATE**  
THICKNESS:  
2.0MM | 2.5MM | 3.0MM



POWDER COATING



	
	
ON PARTS	ON WORKMANSHIP



# SERVICE UNIT TRAY CANOPY



## 100% CUSTOM-BUILT!

All built to neatly match the shape of your vehicle's headboard or profile. All internal fitouts and functions (shelves, rack, drawers, central locks, etc.) are built according to your requirements! They are 100% built in Australia at our factory located at **232 Centre Dandenong Road Cheltenham.**





CAMPING ACCESSORIES  
ROOFTOP TENT



FOR MORE INFORMATION PLEASE VISIT OUR WEBSITE.



# GALLERY


**OUR RECENT PROJECTS...**  
All our canopies and boxes are made to order at our cheltenham factory.  
please come visit us at **232 CENTRE DANDENONG ROAD,**  
**CHELTEMHAM 3192.** For more pictures on our custom built boxes please  
visit **WWW.HQLINK.COM.AU** or scan the **QR CODE** on this page.





# ASSESSORIES

For a full list of accessories, please visit our shop at **232 CENTRE DANDENONG ROAD CHELTENHAM, 3192**







**SEND THIS TO US**  
enquiry@hqlink.com.au  
**03-9584-6662**

This image shows a full page of graph paper. It features a uniform grid of squares defined by solid black lines. Within each square, there are horizontal and vertical dashed lines that divide the space into smaller sections, typically used for technical drawing or mathematics. The grid covers the entire area of the page, leaving small margins at the top and bottom.

NOTE: \_\_\_\_\_

\_\_\_\_\_



**ENQUIRE NOW OR VISIT**  
**WWW.HQLINK.COM.AU**  
**enquiry@hqlink.com.au**



Custom built to your requirements

**ENQUIRE NOW OR VISIT**

**www.hqlink.com.au**

**enquiry@hqlink.com.au**

**03 - 9584 - 6662**

**232 CENTER DANDENONG ROAD**  
**CHELTENHAM VIC 3192**

